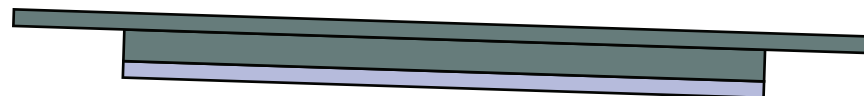
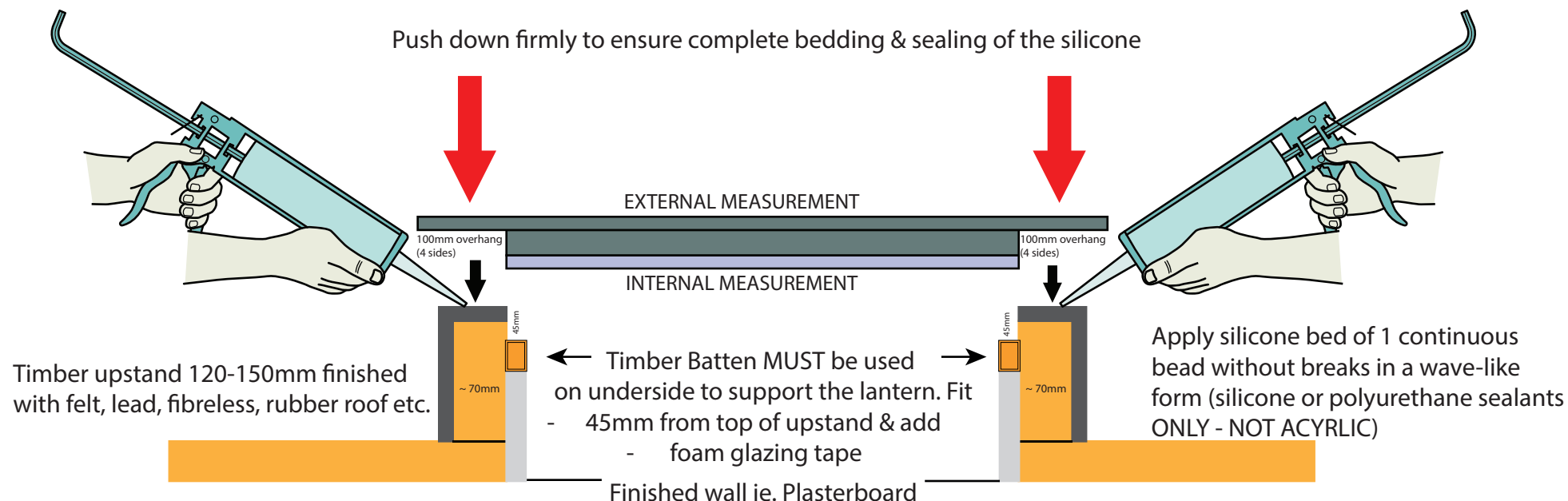



When building your upstand, build around the INTERNAL measurement allowing 5-10mm tolerance for fitting. Typical timbers 120mm-150mm h x 70mm wide ie. 100mm external size allows 30mm finished overhang for water run off



To avoid standing water, the rooflight should be fitted on a 1:40 pitch across the shortest side when building your upstand. ie. over 1000mm, a 25mm drop.

Consider our formed timber upstand kits which are built to allow for a fall.

