

Tile Backer Board Shower Wet room Tray - Universal Size / Cut To Size (1200mm x 1000mm) Tile Board for Shower / Wet room Flooring - 20mm**£210.60 £179.50***Tile Backer Board Shower Wet room Tray - Universal Size / Cut To Size - Tile Board for Shower / Wet room Flooring*

[MADE OF TILE BACKER BOARD CEMENT BOARD - SEAMLESS LOOK] Made of the same cement backer tile boards used for general flooring/wall areas, you can create a continuous tiled floor with level access directly into the shower/wet room, with this cement tile board shower tray creating a ready to tile, waterproof, floor surface

[UNIVERSAL SIZE - SIMPLY CUT TO SIZE WITH A STANLEY KNIFE] Comes 1200mm L x 1000mm W as standard but if you have a varying shower try size, simply cut to side ie. 1200mm x 800mm, 1000mm x 900mm, 900mm x 900mm, 760mm x 760mm etc. Covers all sizes, lightweight and easy to carry, this is a simple to install and tile directly onto saving time and money


[INSULATED XPS FOAM CORE & WATERPROOF] Hard backer board has great insulation properties to keep your tiles warm to touch as well as ideal for under floor heating application ensuring heat is retain within the room and thus making installations more energy efficient - U value as low as W/m2 on 12mm tile boards

[FIBRE CEMENT BOARD FACE GIVING TILES BETTER ADHESIVE OVER TIMBER & PLASTERBOARD] Rigid cement board face gives great adhesive properties for tile adhesives over timber sheet and plasterboard, ensuring solid permanent adhesion reducing grout cracking by reducing excessive flex or movement. Whatsmore faced on both sides so can use adhesive to bond to solid walls and floors

[FORMED SHAPE/2% FALL TO ENSURE WATER RUN OFF INTO THE DRAIN/GULLEY] The tile backer shower tray board is made of 20mm XPS foam and specifically formed/shaped to ensure water run off from all 4 sides into a central gulley/drain. Further to that, optional drainage kit complete with 138mm square riser (protrudes above tray 15mm for flush tile finish) & Stainless steel 304 grade polished grate, to suit pre-cut drainage hole available from the list of options to suit 40mm waste pipe.

NOTE. NON STRUCTURAL, DO NOT INSTALL DIRECTLY TO JOISTS. FLOOR BOARDS OR PLYWOOD SUB FLOOR SHOULD BE USED ON UNDERSIDE FOR STRUCTURAL INTEGRITY



WHAT IS THE COMPOSITION OF OUR BACKER BOARDS?



Our Tile Backer Board is made by HCFC-FREE waterproof XPS core with cement mixed with sand that has a fiberglass mesh placed on each side.

It offers higher adhesion to tiles than either timber or plasterboard and has a high compressive strength of over 30 Tonnes per sq.m making it incredibly strong when tiled


WHY USE TILE BACKER BOARD?



- Can be fixed onto almost any surface
- 1200 x 600mm +/-5% tolerance Boards (individual board size) which makes it very easy to transport and move around on site
- Fibreglass Mesh & Cementitious Coating Offers higher adhesion to tiles than either timber or plasterboard
- Water Proof - <0.1 vol % Moisture Absorption
- Has a high compressive strength of over 30 Tonnes per sq.m making it incredibly strong when tiled
- Compressive Strength (10% deflection to EN 826:1996) Minimum of 0.3N/mm²
- Density 36kg/m³ (DIN 53420)
- Bending Stiffness, E(20mm / 30mm) 601KNmm² / 1285 kN/mm²

TECHNICAL SHEET

PROPERTY	ASSESSED TO	RATING
Xps foam Density	DIN 53420	32 ± 0.02 kg/m3
Thermal Conductivity	EN 12167	0.033 W/m.K
Compressive Strength (10% deflection)	EN 826	300 kPa (30 tonnes/m2)
Flexural Strength	ASTM C203	0.30 ± 0.02 Mpa
Water Absorption (2-day immersion)	ISO2896	0.2% by volume
Water Absorption (Capillary)	DIN 53428	Zero
Water Vapour Diffusion Resistivity (μ)	DIN 52615	110 - 225 μ
Water Vapour Permeability	ASTM E-96	0.028 ng/Pa.m.s
Maximum Tile Loading Weight	CERAM121107	62kg/m



[DOWNLOAD INSTALLATION INSTRUCTIONS / MANUAL](#)

[TILE BACKER BOARD SHOWER TRAY DIMENSIONS](#)

[DRAINAGE WASTE KIT CONTENTS LIST](#)

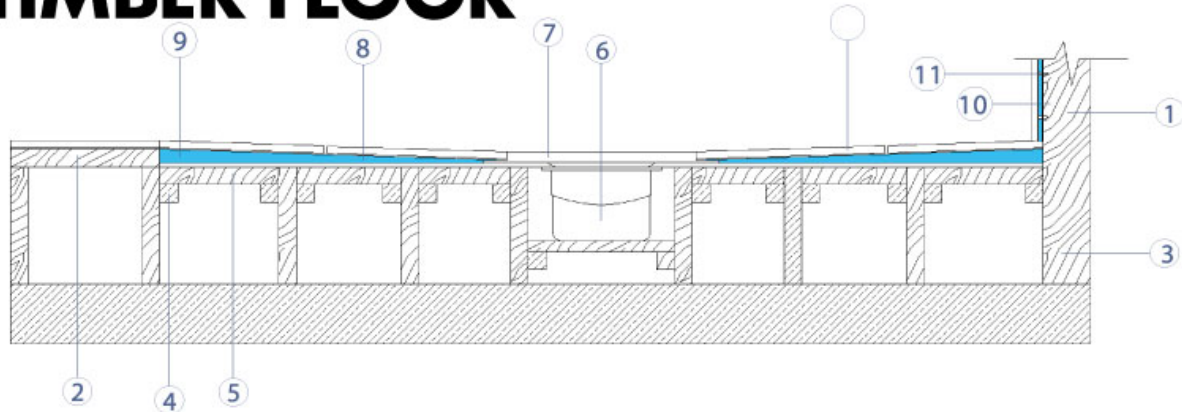
Trade Tile Back Board Features & Benefits:

- 1200mm x 1000mm (cut to size) +/-5% tolerance Boards (individual board size) which makes it very easy to transport and move around on site -
- 20mm Thick
- Good insulation - reducing condensation - makes it a great surface to fit one of our electric underfloor heating systems onto & non-conductive surface reduces condensation by masking any cold bridging from the substrate beneath.
- Fibreglass Mesh & Cementitious Coating Offers higher adhesion to tiles than either timber or plasterboard
- Can be fixed onto almost any surface
- <0.1 vol % Moisture Absorption
- Maximum Vertical Tile Loading Weight 62kg/m2 (CERAM121107)
- Has a high compressive strength of over 30 Tonnes per sq.m making it incredibly strong when tiled
- Can be Tiled, plastered or cladding applied
- Offers fast creation of tiled partition walls anywhere within the home
- High compression strength and lightweight
- Additional waterproofing with SBR/Primer for peace of mind
- Compressive Strength (10% deflection to EN 826:1996) Minimum of 0.3N/mm2
- Flammability to EN 13501-1 Class E
- Impact Sound Reduction (BS-ISO140-8) 21 dLw

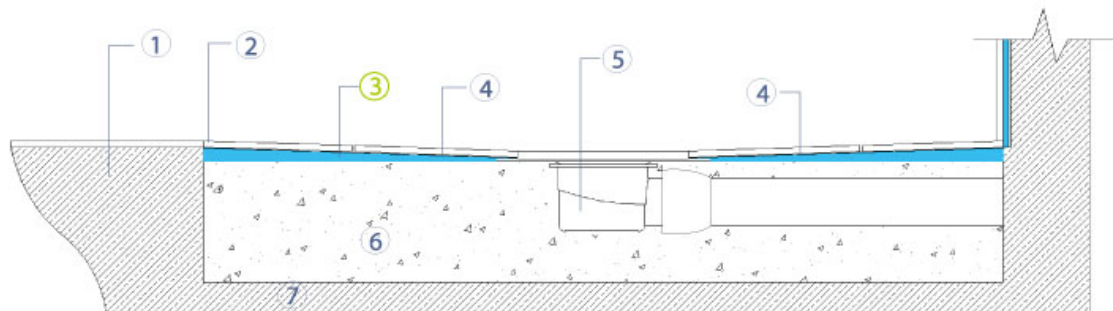
- Density 36kg/m^3 (DIN 53420)
- Bending Stiffness, $E(20\text{mm} / 30\text{mm}) 601\text{KNmm}^2 / 1285\text{ kN/mm}^2$

FIXING INSTRUCTIONS - Boards should be stored dry and flat. Slight bowing caused by incorrect storage is not permanent and does not represent a technical defect. Slight curving can be rectified through storing the boards flat.

TIMBER FLOOR



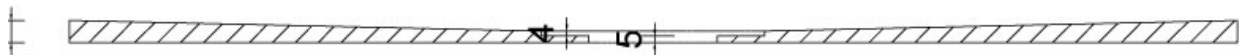
MASONRY FLOOR



1-Screed
2- waterproof sealing tape

4-Slope
5-floor drain

6-Levelling screed
7-Concrete floor



Optional add an on Tile Backer Board Waterproof Membrane Tape / Tanking Fleece Roll - 125mm wide comes on 5m / 10m / 15m rolls ideal for showers, wetrooms, bathrooms



The Levels,
Capital Business Park
Cardiff
CF3 2PX

text_phone 02920099098

sales@thisiswholesale.co.uk | <https://www.thisiswholesale.co.uk/>