

**Tile Backer Board - CLEARANCE / SECONDS / DAMAGED - 6mm / 10mm / 12mm -  
Floor or Wall Hard Tile Backer Insulation Cement Board 1200mm x 600mm****£11.52 £5.53**


**CLEARANCE / SECONDS**

**SECONDS / CLEARANCE**  
Damaged corners / boxes / packaging

Quantity: X600X 6m

pieces

Instructions





Number of Sq M Required (m²)	No of boards Required
4	8
5	10
6	12
7	14
8	16
9	18
10	20
11	22
12	24
13	26
14	28
15	30
16	32
17	34
18	36
19	38
20	40
21	42
22	44
23	46
24	48
25	50
26	52
27	54
28	56
29	58
30	60

**NOTE - these are seconds / clearance / damaged / return items. They are goods which have been damaged in the warehouse or delivery and returned to us so may have cosmetic marks, particularly to corners - hence the clearance heavily discounted price.** The photos are examples only, we are not able to photograph every board. If you are looking for brand new tile backer boards, you are better purchasing at full price from the link here.

- Ideal for projects with a number of cuts ie. where damaged corners can be cut off and disposed of, inevitably every project the tile boards need cutting to site ie. floor, ceiling etc. so why not save yourself some money with some damaged clearance boards where the damaged parts can simply be cut off and disposed of anyway

- damaged face of the board, often less than the size of a 50pence coin, can be turned around with the damage facing the inside of the wall / floor and thus doesn't impact performance anyway

**(The price is per board BUT we only sell them in packs of 5 so you must round up or down to the nearest 5 - 5, 10,15,20 - its not 5 boards for £7)**

THIS IS **WHOLESALE**


## **TILE BACKER BOARD**





### **WHAT IS THE COMPOSITION OF OUR BACKER BOARDS?**

Our Tile Backer Board is made by HCFC-FREE waterproof XPS core with cement mixed with sand that has a fibreglass mesh placed on each side.

It offers higher adhesion to tiles than either timber or plasterboard and has a high compressive strength of over 30 Tonnes per sq.m making it incredibly strong when tiled




## WHY USE TILE BACKER BOARD?



- Can be fixed onto almost any surface
- 1200 x 600mm +/-5% tolerance Boards (individual board size) which makes it very easy to transport and move around on site
- Fibreglass Mesh & Cementitious Coating Offers higher adhesion to tiles than either timber or plasterboard
- Water Proof - <0.1 vol % Moisture Absorption
- Has a high compressive strength of over 30 Tonnes per sq.m making it incredibly strong when tiled
- Compressive Strength (10% deflection to EN 826:1996) Minimum of 0.3N/mm<sup>2</sup>
- Density 36kg/m<sup>3</sup> (DIN 53420)
- Bending Stiffness, E( 20mm / 30mm) 601KNmm<sup>2</sup> / 1285 kN/mm<sup>2</sup>

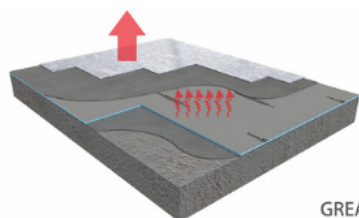
## TECHNICAL SHEET

PROPERTY	ASSESSED TO	RATING
Xps foam Density	DIN 53420	32 ± 0.02 kg/m <sup>3</sup>
Thermal Conductivity	EN 12167	0.033 W/m.K
Compressive Strength (10% deflection)	EN 826	300 kPa (30 tonnes/m <sup>2</sup> )
Flexural Strength	ASTM C203	0.30 ± 0.02 Mpa
Water Absorption (2-day immersion)	ISO2896	0.2% by volume
Water Absorption (Capillary)	DIN 53428	Zero
Water Vapour Diffusion Resistivity (μ)	DIN 52615	110 - 225 μ
Water Vapour Permeability	ASTM E-96	0.028 ng/Pa.m.s
Maximum Tile Loading Weight	CERAM121107	62kg/m



## GOOD INSULATION - REDUCING CONDENSATION

makes it a great surface to fit one of our electric underfloor heating systems onto & non-conductive surface reduces condensation by masking any cold bridging from the substrate beneath.

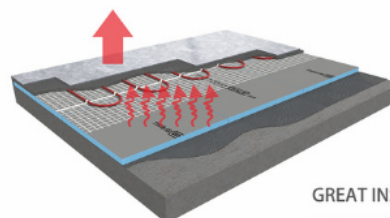
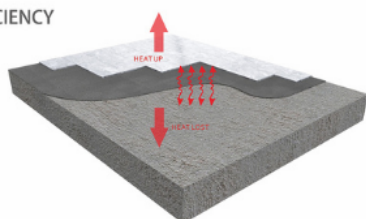


HEAT LOST

LOW ENERGY EFFICIENCY

VS

GREAT INSULATION  
HIGH ENERGY EFFICIENCY

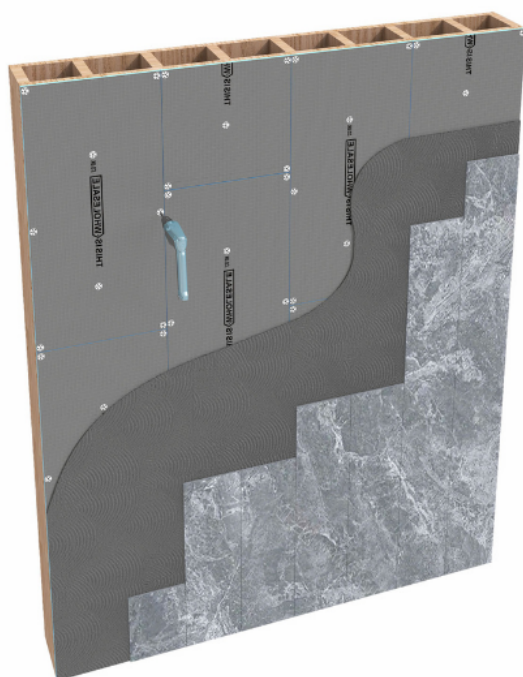
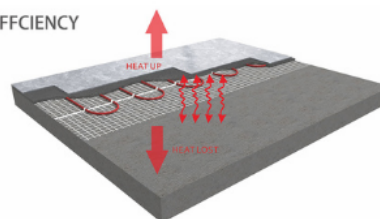


HEAT LOST

LOW ENERGY EFFICIENCY

VS


GREAT INSULATION  
HIGH ENERGY EFFICIENCY



## WOODEN FLOORS / STUD WALLS

When installing onto wooden floors we recommend using insulation fixing washers & screws. Screws and washers must be fixed at minimum 300mm center's. This is approx 15 fixing per boards.





## MASONRY SUBFLOORS / WALLS

When installing any type of tile backer board onto concrete sub floor we recommend using Flexible Tile Adhesive, please make sure the floor is primed with a suitable primer before installation.

**[TILE BACKER BOARDS FOR WALL & FLOOR 6MM / 10MM / 12MM]** Tile backer wall & floor boards are suitable for a range of applications such as tiling bathroom, kitchen, ensuite etc. - we recommend 6mm/10mm for flooring and 10mm/12mm for walls due to increased strength properties, even with large 1m x 1m tiles 12mm thick - Maximum Tile Loading Weight: 62kg/m<sup>2</sup> (CERAM121107)

**[INSULATED XPS FOAM CORE & WATERPROOF]** Hard backer board has great insulation properties to keep your tiles warm to touch as well as ideal for under floor heating application ensuring heat is retain within the room and thus making installations more energy efficient - U value as low as W/m<sup>2</sup> on 12mm tile boards

**[EASY TO INSTALL SIZE ESPECIALLY IN SMALL BATHROOMS & EN-SUITES - 600MM X 1200MM]** Tile backer comes in a convenient size for transporting up stairs and into narrow spaces such as bathrooms and ensuite rooms as well as suiting a range of stud centres such as 300mm, 400mm and 600mm without cuts

**[CUTS WITH A STANLEY KNIFE]** Tile backer boards cut with a sharp stanley knife & straight edge, saving time and money on expensive power tools as well as capable of cutting various shapes and sizes by hand such as cutting around pipes, furniture and appliances etc. & no pre-drilling required simply drill through with wood screws using 36mm steel washers (recommended 15 washers per board sold separately as optional extra- screws not included, washer hole size is 5mm - recommend 3.5mm-4.5mm screws)

**[FIBRE CEMENT BOARD FACE GIVING TILES BETTER ADHESIVE OVER TIMBER & PLASTERBOARD]** Rigid cement board face gives great adhesive properties for tile adhesives over timber sheet and plasterboard, ensuring solid permanent adhesion reducing grout cracking by reducing excessive flex or movement. Whatsmore faced on both sides so can use adhesive to bond to solid walls and floors

[DOWNLOAD INSTALLATION INSTRUCTIONS / MANUAL](#)

Trade Tile Back Board Features & Benefits:

- 1200 x 600mm Boards (individual board size) which makes it very easy to transport and move around on site - Pirce is for each board which is 0.72 sq m (you need 1.4 x boards to cover 1 sq m - we recommend ordering +10% to allow for

wastage / offcuts etc.)

- 6mm Thick / 10mm / 12mm
- Good insulation - reducing condensation - makes it a great surface to fit one of our electric underfloor heating systems onto & non-conductive surface reduces condensation by masking any cold bridging from the substrate beneath.
- Fibreglass Mesh & Cementitious Coating Offers higher adhesion to tiles than either timber or plasterboard
- Can be fixed onto almost any surface
- <0.1 vol % Moisture Absorption
- Maximum Vertical Tile Loading Weight 62kg/m<sup>2</sup> (CERAM121107)
- Has a high compressive strength of over 30 Tonnes per sq.m making it incredibly strong when tiled
- Can be Tiled, plastered or cladding applied
- Offers fast creation of tiled partition walls anywhere within the home
- High compression strength and lightweight
- Additional waterproofing with SBR/Primer for peace of mind
- Compressive Strength (10% deflection to EN 826:1996) Minimum of 0.3N/mm<sup>2</sup>
- Flammability to EN 13501-1 Class E
- Impact Sound Reduction (BS-ISO140-8) 21 dLw
- Density 36kg/m<sup>3</sup> (DIN 53420)
- Bending Stiffness, E( 20mm / 30mm) 601KNmm<sup>2</sup> / 1285 kN/mm<sup>2</sup>

Number of Sq M Required (m <sup>2</sup> )	No of boards Required
4	6
5	7
6	9
7	10
8	12
9	13
10	14
12	17
14	20
16	23
18	25
20	28
25	35
30	42
35	49
40	56
45	63
50	70

Boards are price individually and only sold in packs/multiples of 5 hence you may need to round up to the nearest 5 ie. 5, 10, 15, 20, 25 etc...

**THERMAL PROPERTIES**

BOARD THICKNESS (MM)	NET THICKNESS XPS (MM)	R-value (m2.K)/W	U-value W/m2 x K	λd Rated value
6MM	4MM	0.11	3.63	0.0378
10MM	8MM	0.21	2.62	0.0378
12MM	10MM	0.28	2.23	0.0378

**FIXING INSTRUCTIONS - Boards should be** stored dry and flat. Slight bowing caused by incorrect storage is not permanent and does not represent a technical defect. Slight curving can be rectified through storing the boards flat.

**Masonry Subfloors / Walls**

When installing any type of tile backer board onto concrete sub floor we recommend using Flexible Tile Adhesive, please make sure the floor is primed with a suitable primer before installation.

**Wooden Floors / Stud Walls**

When installing onto wooden floors we recommend using insulation fixing washers & screws. Screws and washers must be fixed at minimum 300mm center's. This is approx 15 fixing per boards.